

SPECIFICATIONS

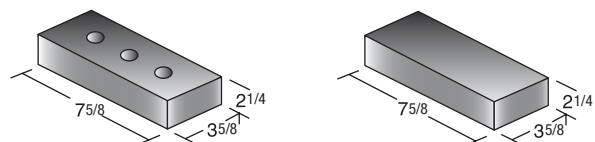
* Pacific Clay Face Brick meet or exceed the requirements of specification ASTM-C-216

* MODULAR (Kord/Solid, Velour/Smooth Texture)

Colors: KORD - Burgundy, Dark Iron Spot, Light Iron Spot, Medium Iron Spot, Red Flashed and Sunset Red.
SOLID - Rose Tan, Sterling Grey, Sunset Red, Red Flashed, Royal Salttillo, Medium Iron Spot, Light Iron Spot, Dark Iron Spot, Brown Flashed, Burgundy.

Weight: KORD - 3.8 lbs. each
SOLID - 4.5 lbs. each

Coverage: Veneer 6.75 pcs. per sq. ft. (using 3/8" grout line)
Paving 4.5 pcs. per sq. ft. (using 3/8" grout line)



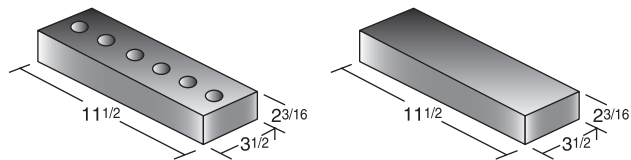
* CLOSURE (Kord/Solid, Velour/Smooth Texture)

* NORMAN (Kord/Solid, Velour Texture)

Colors: KORD - All custom.
SOLID - Sunset Red, Red Flashed.

Weight: KORD - 6.2 lbs. each
SOLID - 6.6 lbs. each

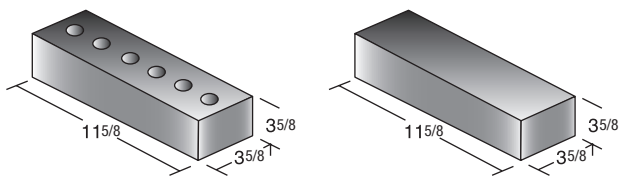
Coverage: Veneer 4.5 pcs. per sq. ft. (using 1/2" grout line)
Paving 3.0 pcs. per sq. ft. (using 1/2" grout line)



* UTILITY (Kord/Solid, Velour/Smooth Texture) (Custom order item)

Weight: KORD - 8 lbs. each
SOLID - 9.3 lbs. each

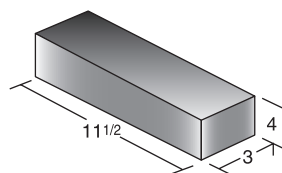
Coverage: 3 pcs. per sq. ft. (using 1/2" grout line)



* PADRE (Solid, Special Padre Texture/Color Only) 12"

Weight: SOLID - 10 lbs. each

Coverage: 3 pcs. per sq. ft. (using 1/2" grout line)

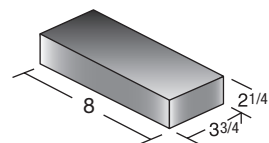


* COMMON SOLID (1 Side & 1 End Velour - 1 Side & 1 End Smooth)

Colors: Red, Used, White Only

Weight: 5.2 lbs. each

Coverage: Veneer 6.2 pcs. per sq. ft.
Paving 4 pcs. per sq. ft.



Bricks in this brochure were photographed and printed to match the original brick as closely as possible; however, production runs vary slightly in color. Color ranges occur in each production run.

Pacific Clay's colors are produced from natural clays - color ranges are inherent in the product and should be sampled accordingly. Weights listed are averages; individual bricks may vary in dimension and weight while maintaining accordance with ASTM specifications.

The bricks used for the building shown on the cover of this brochure are the Light Iron Spot and the Dark Iron Spot.

Pacific Clay Brick Products maintains the right to revise packaging and products inventoried.



FACE BRICK
FROM PACIFIC CLAY





Pacific Clay Brick Products' Face Bricks are available in a variety of textures, sizes and colors. Our bricks are aesthetically pleasing while meeting the most exacting and structural demands. The attractive colors and textures offer design flexibility for contemporary or traditional designs and are genuine in every detail. Face Brick assures durability, convenience and everlasting beauty for any remodel, commercial or residential project. Our record of reliability is industry recognized.

Pacific Clay's Face Brick offers an exquisite companion to our entire standard color line of Bullnose and Paver products.



University of Southern California
Parkside International
Residential College
Blend of custom colors



Sherwood Country Club
Lake Sherwood, California
Blend of custom colors




City Front Terrace
San Diego, California
Light and Dark Iron Spot
Custom Shapes & Sizes

COLOR SAMPLES



ROSE TANT†




FACE BRICK MEDIUM IRON SPOT*




MANUFACTURED USED†




FACE BRICK BURGUNDY†




FACE BRICK DARK IRON SPOT*




FACE BRICK SUNSET RED



STERLING GREY*†




FACE BRICK RED FLASHED*



RED COMMON†



FACE BRICK LIGHT IRON SPOT*



ROYAL SALTILLO*†



MANUFACTURED WHITE ONLY†

*Wide color variation
†Solid Only